


(I)(a) **Statement showing Shareholding Pattern**

Name of the Company: MY MONEY SECURITIES LIMITED		
Scrip Code: 8997	Name of the scrip, class of security	Quarter ended: DECEMBER, 2011

Category code (I)	Category of shareholder (II)	Number of shareholders (III)	Total number of shares (IV)	Number of shares held in dematerialized form (V)	Total shareholding as a percentage of total number of shares		Shares Pledged or otherwise encumbered	
					As a percentage of (A+B) (VI)	As a percentage of (A+B+C) (VII)	Number of shares (VIII)	As a percentage (IX)= (VIII)/(IV) *100
(A)	Shareholding of Promoter and Promoter Group ²							
(1)	Indian							
(a)	Individuals/ Hindu Undivided Family	17	2267800	982350	22.677	22.677	Nil	Nil
(b)	Central Government/ State Government(s)	0	0	0	0	0	Nil	Nil
(c)	Bodies Corporate	0	0	0	0	0	Nil	Nil
(d)	Financial Institutions/ Banks	0	0	0	0	0	Nil	Nil
(e)	Person acting in Concert	3	3194100	194100	31.940	31.940	Nil	Nil
	Sub-Total (A)(1)	20	5461900	1176450	54.617	54.617	Nil	Nil
(2)	Foreign							
(a)	Individuals (Non-Resident Individuals/ Foreign Individuals)	0	0	0	0	0	Nil	Nil
(b)	Central Government/ State Government(s)							
(c)	Bodies Corporate	0	0	0	0	0	Nil	Nil
(d)	Institutions	0	0	0	0	0	Nil	Nil
(e)	Any Other (specify)	0	0	0	0	0	Nil	Nil
	Sub-Total (A)(2)	0	0	0	0	0	Nil	Nil
	Total Shareholding of Promoter and Promoter Group (A)= (A)(1)+(A)(2)	20	5461900	1176450	54.617	54.617	Nil	Nil
(B)	Public shareholding ³						NA	NA
(1)	Institutions						NA	NA
(a)	Mutual Funds/ UTI	0	0	0	0	0	0	0
(b)	Financial Institutions/ Banks	0	0	0	0	0	0	0


¹ For determining public shareholding for the purpose of Clause 40A.

² For definitions of "Promoter" and "Promoter Group", refer to Clause 40A.



(c)	Central Government/ State Government(s)	0	0	0	0	0	0	0
(d)	Venture Capital Funds	0	0	0	0	0	0	0
(e)	Insurance Companies	0	0	0	0	0	0	0
(f)	Foreign Institutional Investors	0	0	0	0	0	0	0
(g)	Foreign Venture Capital Investors	0	0	0	0	0	0	0
(h)	Any Other (specify)	0	0	0	0	0	0	0
	Sub-Total (B)(1)	0	0	0	0	0	0	0
(2)	Non-institutions						NA	NA
(a)	Bodies Corporate	22	2740900	5000	27.408	27.408	Nil	Nil
(b)	Individuals -							
	i. Individual shareholders holding nominal share capital up to Rs. 1 lakh.	436	674000	0	6.740	6.740	Nil	Nil
	ii. Individual shareholders holding nominal share capital in excess of Rs. 1 lakh.	26	1123500	560000	11.235	11.235	Nil	Nil
(c)	Any Other (specify)	0	0	0	0	0	0	0
	Sub-Total (B)(2)	484	4538400	565000	45.383	45.383	Nil	Nil
	Total Public Shareholding (B)= (B)(1)+(B)(2)	484	4538400	565000	45.383	45.383	NA	NA
	TOTAL (A)+(B)	504	10000300	1741450	100	100	Nil	Nil
(C)	Shares held by Custodians and against which Depository Receipts have been issued	0	0	0	NA		NA	NA
	GRAND TOTAL (A)+(B)+(C)	504	10000300	1741450	NA	100	Nil	Nil

NA – Not applicable



SHARE HOLDING PATTERN FOR THE QTR. ENDED DECEMBER, 2011

(1) (b) Statement showing Shareholding of persons belonging to the category "Promoter and Promoter Group"

**INDIAN
INDIVIDUALS**

Sr. No.	Name of the shareholder	Total shares held		Shares pledged or otherwise encumbered		
		Number	As a % of grand total (A)+(B)+(C)	Number	As a percentage	As a % of grand total (A)+(B)+(C) of sub-clause (I)(a)
(I)	(II)	(III)	(IV)	(V)	(VI)=(V)/(III)*100	(VII)
1	SANJAI SETH	453600	4.536	Nil	Nil	Nil
2	VIKAS SETH	346850	3.468	Nil	Nil	Nil
3	GOVIND NARAIN	35000	0.350	NIL	NIL	NIL
4	OM PRAKASH MEHRA	70000	0.700	Nil	Nil	Nil
5	RADHA RAMAN MEHRA	70000	0.700	Nil	Nil	Nil
6	RAJNI SETH	181900	1.819	Nil	Nil	Nil
7	GOVIND NARAIN SETH	2050	0.020	Nil	Nil	Nil
8	RAJIV MEHRA	10000	0.100	Nil	Nil	Nil
9	SANGEETA MEHRA	5000	0.050	Nil	Nil	Nil
10	SANDEEP MEHRA	5000	0.050	Nil	Nil	Nil
11	RADHA RAMAN MEHRA	50000	0.500	Nil	Nil	Nil
12	G.N. SETH	100000	1.000	Nil	Nil	Nil
13	OM PRAKASH MEHRA	260000	2.600	Nil	Nil	Nil
14	BIMLAVATI MEHRA	125000	1.250	Nil	Nil	Nil
15	BIMLAVATI MEHRA	153400	1.534	Nil	Nil	Nil
16	SANJAI SETH	200000	2.000	NIL	NIL	NIL
17	VIKAS SETH	200000	2.000	NIL	NIL	NIL
TOTAL		2267800	22.677	Nil	Nil	Nil

A handwritten signature in blue ink is present in the bottom right corner of the page, accompanied by a circular stamp that is partially obscured and difficult to read.

SHARE HOLDING PATTERN FOR THE QTR. ENDED DECEMBER, 2011

(1) **(b) Statement showing Shareholding of persons belonging to the category "Promoter and Promoter Group"**

**INDIAN
PERSON ACTING IN CONCERT**


Sr. No.	Name of the shareholder	Total shares held		Shares pledged or otherwise encumbered		
		Number	As a % of grand total (A)+(B)+(C)	Number	As a percentage	As a % of grand total (A)+(B)+(C) of sub-clause (I)(a)
(i)	(ii)	(iii)	(iv)	(v)	(vi)=(v)/(iii)*100	(vii)
1	CAMCO COMMODITIES (P) LTD	194100	1.941	Nil	Nil	Nil
2	MY MONEY TECHNOLOGIES (P) LTD	2000000	19.999	Nil	Nil	Nil
3	CAMCO COMMODITIES (P) LTD	1000000	10.000			
	TOTAL	3194100	31.940	Nil	Nil	Nil

A handwritten signature in black ink is present in the bottom right corner of the page. Below the signature is a circular stamp, which appears to be a company or official seal, though the text within it is illegible.

SHARE HOLDING PATTERN FOR THE QTR. ENDED DECEMBER, 2011

l)(c) **Statement showing Shareholding of persons belonging to the category "Public" and holding more than 1% of the total number of shares**

Sr. No.	Name of the shareholder	Number of shares	Shares as a percentage of total number of shares (i.e., Grand Total (A)+(B)+(C) indicated in Statement at para (l)(a) above)
1.	IT & T ENTERTAIN MENT SERVICES (P) LTD	500000	5.000
2.	SUNVISION METAL & ALLOYS (P) LTD.	500000	5.000
3	YUKTI SECURITIES (P) LTD.	500000	5.000
4	SUPER PROMOTERS (P) LTD.	500000	5.000
5	MEHAK INFRACON (P) LTD.	500000	5.000
	TOTAL	2500000	25.000



SHARE HOLDING PATTERN FOR THE QTR. ENDED DECEMBER, 2011

(l)(d) **Statement showing details of locked-in-shares**


Sr. No.	Name of the shareholder	Number of Locked in shares	Locked in shares as a percentage of total number of shares (i.e., Grand Total (A)+(B)+(C) indicated in Statement at para (l)(a) above)
1.	SANJAI SETH	200000	2.000
2.	VIKAS SETH	200000	2.000
3	CAMCO COMMODITIES (P) LTD.	1000000	10.00
4	MY MONEY TECHNOLOGIES (P) LTD.	2000000	19.999
TOTAL		3400000	33.999



SHARE HOLDING PATTERN FOR THE QTR. ENDED DECEMBER, 2011

(II)(a) Statement showing details of Depository Receipts (DRs)

Sr. No.	Type of outstanding DR (ADRs, GDRs, SDRs, etc.)	Number of outstanding DRs	Number of shares underlying outstanding DRs	Shares underlying outstanding DRs as a percentage of total number of shares {i.e., Grand Total (A)+(B)+(C) indicated in Statement at para (I)(a) above}
	NOT APPLICABLE	NIL	NIL	NIL
	TOTAL	NIL	NIL	NIL

A handwritten signature in black ink is written over a circular stamp. The signature is stylized and appears to be a name. The stamp is faint and mostly illegible, but it is positioned to the right of the table.

SHARE HOLDING PATTERN FOR THE QTR. ENDED DECEMBER, 2011

(II)(b) **Statement showing Holding of Depository Receipts (DRs), where underlying shares are in excess of 1% of the total number of shares.**

Sr. No.	Name of the DR Holder	Type of outstanding DR (ADRs, GDRs, SDRs, etc.)	Number of outstanding DRs	Number of shares underlying outstanding DRs	Shares underlying outstanding DRs as a percentage of total number of shares (i.e., Grand Total (A)+(B)+(C) indicated in Statement at para (I)(a) above)
	NOT APPLICABLE	NOT APPLICABLE	NIL	NIL	NIL
	TOTAL	NIL	NIL	NIL	NIL

