

**(I)(A) STATEMENT SHOWING SHAREHOLDING PATTERN AS ON**

**MY MONEY SECURITIES LTD**

**SCRIP CODE: Y QUARTER ENDED: 30/09/2013**

Category code	Category of Shareholder	Number of Shareholders	Total number of shares	Number of shares held in dematerialized form	Total shareholding as a percentage of total number of shares	Shares otherwise encumbered		
						Number of shares	Percentage	
I	II	III	IV	V	VI	VII	VIII	IX

**(A) SHAREHOLDING OF PROMOTER AND PROMOTER GROUP**

<b>(1) Indian</b>								
(a) Individuals (HUF)		17	2267800	982350	22.677	22.677	0	0
(b) Central Gov/State gov		0	0	0	0	0	0	0
(c) Bodies Corporate		3	3194100	194100	31.94	31.94	0	0
(d) Financial Inst. Banks		0	0	0	0	0	0	0
(e) Any Other (Specify)		0	0	0	0	0	0	0
<b>Sub Total (A)(1)</b>		<b>20</b>	<b>5461900</b>	<b>1176450</b>	<b>54.617</b>	<b>54.617</b>	<b>0</b>	<b>0</b>


**(2) Foreign**

(a) Individuals nri/ Individuals/Foreign		0	0	0	0	0	0	0
(b) Bodies Corporate		0	0	0	0	0	0	0
(c) Institutions		0	0	0	0	0	0	0
(d) Any Other (specify) GROUP HOLDING		0	0	0	0	0	0	0
<b>Sub Total (A)(2)</b>		<b>0</b>	<b>0</b>	<b>0</b>	<b>0</b>	<b>0</b>	<b>0</b>	<b>0</b>

**TOTAL SHAREHOLDING OF PROMOTER AND PROMOTER GROUP (A)=(A)(1)+(A)(2)**

**(B) PUBLIC SHAREHOLDING**

<b>(1) Institutions</b>								
(a) Mutual Funds/UTI		0	0	0	0	0	0	N.A.
(b) Financial Inst/Banks		0	0	0	0	0	0	N.A.
(c) Central Government(s) state Government(s)		0	0	0	0	0	0	N.A.
(d) Venture Capital Funds		0	0	0	0	0	0	N.A.
(e) Insurance Companies		0	0	0	0	0	0	N.A.

For My Money Securities Ltd  
  
 DIRECTOR

(f) Foreign Institutional Investors	0	0	0	0	0	0	0	0	0	0	0	N.A.	N.A.
(g) Foreign Venture Capital Investors	0	0	0	0	0	0	0	0	0	0	0	N.A.	N.A.
(h) Any Other (specify) FDI	0	0	0	0	0	0	0	0	0	0	0	N.A.	N.A.
<b>Sub Total (B)(1)</b>	<b>0</b>	<b>0</b>	<b>0</b>	<b>0</b>	<b>0</b>	<b>0</b>	<b>0</b>	<b>0</b>	<b>0</b>	<b>0</b>	<b>0</b>	<b>N.A.</b>	<b>N.A.</b>
<b>(2) Non-Institutions</b>													
(a) Bodies Corporate	23	2740690	4790	27406	27406	27406	27406	27406	27406	27406	27406	N.A.	N.A.
(b) Individuals- i. Individual shareholders holding nominal share capital up to Rs. 1 lac	448	674210	210	6742	6742	6742	6742	6742	6742	6742	6742	N.A.	N.A.
(b) Individuals- ii. Individual shareholders holding nominal share capital in excess of Rs. 1 lac.	25	1123500	560000	11235	11235	11235	11235	11235	11235	11235	11235	N.A.	N.A.
(c) Any other (specify) Non-resident indian./OCB	0	0	0	0	0	0	0	0	0	0	0	N.A.	N.A.
(d) Any other (specify) Clearing Member	0	0	0	0	0	0	0	0	0	0	0	N.A.	N.A.
(e) Any other (specify) Trust	0	0	0	0	0	0	0	0	0	0	0	N.A.	N.A.
(f) Any other (specify) foreign bodies corporates	0	0	0	0	0	0	0	0	0	0	0	N.A.	N.A.
(g) Any Other (specify) EMPLOYEE	0	0	0	0	0	0	0	0	0	0	0	N.A.	N.A.
(h) Any Other (specify) PAKISTANI SHARE-HOLDERS	0	0	0	0	0	0	0	0	0	0	0	N.A.	N.A.
(i) Any Other (specify) DIRECTOR'S & THEIR RELATIVES	0	0	0	0	0	0	0	0	0	0	0	N.A.	N.A.
<b>Sub Total (B)(2)</b>	<b>496</b>	<b>4538400</b>	<b>565000</b>	<b>45383</b>	<b>45383</b>	<b>45383</b>	<b>45383</b>	<b>45383</b>	<b>45383</b>	<b>45383</b>	<b>45383</b>	<b>N.A.</b>	<b>N.A.</b>
<b>TOTAL PUBLIC SHAREHOLDING (B)=(B)(1)+(B)(2)</b>	<b>496</b>	<b>4538400</b>	<b>565000</b>	<b>45383</b>	<b>45383</b>	<b>45383</b>	<b>45383</b>	<b>45383</b>	<b>45383</b>	<b>45383</b>	<b>45383</b>	<b>N.A.</b>	<b>N.A.</b>
<b>(C) SHARES HELD BY CUSTODIANS AND AGAINST WHICH DEP. RECEIPTS HAVE BEEN ISSUED</b>													
(a) DEPOSITORY RECEIPTS	0	0	0	0	0	0	0	0	0	0	0	N.A.	N.A.
<b>Sub Total (C)(1)</b>	<b>0</b>	<b>0</b>	<b>0</b>	<b>0</b>	<b>0</b>	<b>0</b>	<b>0</b>	<b>0</b>	<b>0</b>	<b>0</b>	<b>0</b>	<b>N.A.</b>	<b>N.A.</b>
<b>TOTAL SHARES HELD BY CUSTODIANS AND AGAINST WHICH DEP. RECEIPTS HAVE BEEN ISSUED (C)=(C)(1)</b>	<b>0</b>	<b>0</b>	<b>0</b>	<b>0</b>	<b>0</b>	<b>0</b>	<b>0</b>	<b>0</b>	<b>0</b>	<b>0</b>	<b>0</b>	<b>N.A.</b>	<b>N.A.</b>
<b>Grand Total (A) + (B) + (C)</b>	<b>516</b>	<b>10000300</b>	<b>1741450</b>	<b>100</b>	<b>100</b>	<b>100</b>	<b>100</b>	<b>100</b>	<b>100</b>	<b>100</b>	<b>100</b>	<b>0</b>	<b>0</b>

For M...  
  
 DIRECTOR

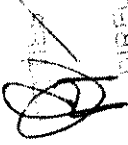
MY MONEY SECURITIES LTD SHARE HOLDING PATTERN : 30/09/2013

SHAREHOLDING OF PROMOTER AND PROMOTER GROUP

Indian

Individuals (HUF)

Sr. No.	FOLIO No.	DPID-CLID	NAME	PHY-HOL	NSDL-HOL	CDSL-HOL	TOT-HOL	%	
1		IN30002030206063	RAJNI SETH	0	181900	0	181900	1.819	1.819
2		IN30002030099046	VIKAS SETH	0	346850	0	346850	3.468	3.468
3		IN30002030099038	SANJAI SETH	0	453600	0	453600	4.536	4.536
4	0000005		GOVIND NARAIN	35000	0	0	35000	0.35	0.35
5	0000006		OM PRAKASH MEHRA	70000	0	0	70000	0.7	0.7
6	0000007		RADHA RAMAN MEHRA	70000	0	0	70000	0.7	0.7
7	0000029		GOVIND NARAIN SETH	2050	0	0	2050	0.02	0.02
8	0000044		RAJIV MEHRA	10000	0	0	10000	0.1	0.1
9	0000045		SANGEETA MEHRA	5000	0	0	5000	0.05	0.05
10	0000046		SANDEEP MEHRA	5000	0	0	5000	0.05	0.05
11	0000147		RADHA RAMAN MEHRA	50000	0	0	50000	0.5	0.5
12	0000148		G. N. SETH	100000	0	0	100000	1	1
13	0000149		OM PRAKASH MEHRA	260000	0	0	260000	2.6	2.6
14	0000150		BIMLAVATI MEHRA	125000	0	0	125000	1.25	1.25
15	0000565		BIMLAVATI MEHRA	153400	0	0	153400	1.534	1.534
16	0000877		SANJAI SETH	200000	0	0	200000	2	2
17	0000878		VIKAS SETH	200000	0	0	200000	2	2
<b>TOTAL</b>				<b>1285450</b>	<b>982350</b>	<b>0</b>	<b>2267800</b>	<b>22.68</b>	<b>22.68</b>

For M/s. MY MONEY SECURITIES LTD.  
  
 DIRECTOR

MY MONEY SECURITIES LTD SHARE HOLDING PATTERN : 30/09/2013

SHAREHOLDING OF PROMOTER AND PROMOTER GROUP

Indian

Body Corporate

Sr. No.	FOLIO No.	DPID-CLID	NAME	PHY-HOL	NSDL-HOL	CDSL-HOL	TOT-HOL	%
1		IN30002030214014	CAMCO COMMODITIES PVT. LTD.	0	194100	0	194100	1.941
2	0000879		MY MONEY TECHNOLOGIES (P) LTD	2000000	0	0	2000000	20
3	0000880		CAMCO COMMODITIES (P) LTD	1000000	0	0	1000000	10
<b>TOTAL</b>				<b>3000000</b>	<b>194100</b>	<b>0</b>	<b>3194100</b>	<b>31.94</b>

MY MONEY SECURITIES LTD

STATEMENT SHOWING SHAREHOLDING OF PERSONS BELONGING TO THE CATEGORY

'PUBLIC' AND HOLDING MORE THAN 1% OF THE TOTAL NUMBER OF SHARES. 30/09/2013

Sr. No.	FOLIO	DPID-CLID	NAME OF THE SHAREHOLDER	NO OF SHARES	SHARES AS A % OF TOTAL NUMBER OF SHARES (i.e. GRAND TOTAL (A)+(B)+(C) INDICATED IN STATEMENT AT PARA OF (I)(a) ABOVE)	DETAILS OF WARRANTS	DETAILS OF CONVERTIBLE SECURITIES	TOTAL SHARES (INCLUDING UNDERLYING SHARES ASSUMING FULL CONVERSION OF WARRANTS AND CONVERTIBLE SECURITIES AS A % OF DILUTED SHARE CAPITAL)
1		IN30115113025616	VINAY SHARMA	200000	2			200000
2	0000881		IT & T ENTERTAINMENT SERVICES PTD LTD	500000	5			500000
3	0000882		SUNVISION METAL & ALLOYS (P) LTD	500000	5			500000
4	0000883		YUKTI SECURITIES PVT LIMITED	500000	5			500000
5	0000884		SUPER PROMOTERS PVT LTD	500000	5			500000
6	0000885		MEHAK INFRACON PRIVATE LIMITED	500000	5			500000
<b>TOTAL</b>				<b>2700000</b>	<b>27</b>			<b>2700000</b>

For M/M

MY MONEY SECURITIES LTD


STATEMENT SHOWING SHAREHOLDING OF PERSONS BELONGING TO THE CATEGORY

'PUBLIC' AND HOLDING MORE THAN 5% OF THE TOTAL NUMBER OF SHARES. 30/09/2013

Sr. No.	FOLIO	DPID-CLID	NAME OF THE SHAREHOLDER	NO OF (1)(a) SHARES ABOVE}	SHARES AS A % OF TOTAL NUMBER OF SHARES {i.e. GRAND TOTAL (A)+(B)+(C) INDICATED IN STATEMENT AT PARA (1)(a) ABOVE}	DETAILS OF WARRANTS		DETAILS OF CONVERTIBLE SECURITIES		TOTAL SHARES (INCLUDING UNDERLYING SHARES ASSUMING FULL CONVERSION OF WARRANTS AND CONVERTIBLE SECURITIES AS A % OF DILUTED SHARE CAPITAL)
						AS A % TOTAL NUMBER OF WARRANTS OF THE SAME CLASS HELD	NUMBER OF CONVERTIBLE SECURITIES OF THE SAME CLASS HELD	% w.r.t. TOTAL NUMBER OF CONVERTIBLE SECURITIES OF THE SAME CLASS	NUMBER OF CONVERTIBLE SECURITIES OF THE SAME CLASS	
<b>TOTAL</b>				0	0	0				0

Director


MY MONEY SECURITIES LTD				
STATEMENT SHOWING DETAILS OF LOCKED-IN SHARES 30/09/2013				
Sr. No.	FOLIO	DPID-CLID	NAME OF THE SHAREHOLDER	% OF TOTAL
1	0000877		SANJAI SETH	2
2	0000878		VIKAS SETH	2
3	0000880		CAMCO COMMODITIES (P) LTD	10
4	0000879		MY MONEY TECHNOLOGIES (P) LTD.	20
<b>TOTAL</b>			<b>3400000</b>	<b>34</b>

For MD: M...  
  
 DIRECTOR

MY MONEY SECURITIES LTD

(II)(A) STATEMENT SHOWING DETAILS OF DEPOSITORY RECEIPTS (DRs)

Sr. No.	Type of outstanding DR (ADRs, GDRs, SDRs, etc.)	Number of outstanding DRs	Number of shares underlying outstanding DRs	Shares underlying outstanding DRs as a percentage of total number of shares {i.e., Grand Total (A)+(B)+(C) indicated in Statement at para (I)(a) above}
1	ADR	0	0	0
2	GDR	0	0	0
<b>TOTAL</b>				<b>0</b>

For My Money  
  
 DIRECTOR