


Name of Company : My Money Securities Ltd. Statement Showing Shareholding Pattern As on 30/06/2012

Category code	Category of Shareholder	Table (I)(a)											
		Number of Shareholders	Total number of shares	Number of shares held in dematerialized form	Total shareholding as a percentage of total number of shares		Shares Pledged or otherwise encumbered	As a percentage					
					As a percentage of (A+B) ¹	As a percentage of (A+B+C)							
(I)	(II)	(III)	(IV)	(V)	(VI)	(VII)	(VIII)	(IX) = (VIII)/(IV)*100					
(A)	Shareholding of Promoter and Indian												
(a)	Individuals/ Hindu Undivided Family												
(b)	Central Government/ State Government(s)	17	2267800	982350	22.68	22.68	0	0.00					0.00
(c)	Bodies Corporate	0	0	0	0.00	0.00	0	0.00					0.00
(d)	Financial Institutions/ Banks	3	3194100	194100	31.94	31.94	0	0.00					0.00
(e)	Any Others(Specify)	0	0	0	0.00	0.00	0	0.00					0.00
(e-i)		0	0	0	0.00	0.00	0	0.00					0.00
(e-ii)		0	0	0	0.00	0.00	0	0.00					0.00
	Sub Total(A)(I)	20	5461900	1176450	54.62	54.62	0	0.00					0.00
2	Foreign												
a	Individuals (Non-Residents Individuals/ Foreign Individuals)	0	0	0	0.00	0.00	0	0.00					0.00
b	Bodies Corporate	0	0	0	0.00	0.00	0	0.00					0.00
c	Institutions	0	0	0	0.00	0.00	0	0.00					0.00

d	Qualified Foreign Investor	0	0	0	0	0	0	0	0	0	0.00	0	0	0.00
e	Any Others(Specify)	0	0	0	0	0	0	0	0	0	0.00	0	0	0.00
e-i		0	0	0	0	0	0	0	0	0	0.00	0	0	0.00
e-ii		0	0	0	0	0	0	0	0	0	0.00	0	0	0.00
	Sub Total(A)(2)										0.00			0.00
	Total Shareholding of Promoter and			20	5461900		1176450				54.62			0
														0.00
(B)	Public shareholding													
I	Institutions													
(a)	Mutual Funds/ UTI			0	0					0	0.00			0
(b)	Financial Institutions / Banks			0	0					0	0.00			N.A.
(c)	Central Government/ State Government(s)			0	0					0	0.00			N.A.
(d)	Venture Capital Funds			0	0					0	0.00			N.A.
(e)	Insurance Companies			0	0					0	0.00			N.A.
(f)	Foreign Institutional Investors			0	0					0	0.00			N.A.
(g)	Foreign Venture Capital Investors			0	0					0	0.00			N.A.
(h)	Qualified Foreign Investor			0	0					0	0.00			N.A.
(i)	Any Other (specify)			0	0					0	0.00			N.A.
(i-ii)				0	0					0	0.00			N.A.
(i-iii)				0	0					0	0.00			N.A.
	Sub-Total (B)(1)			0	0					0	0.00			N.A.
B 2	Non-institutions													
(a)	Bodies Corporate													
(b)	Individuals	22	2740900				5000			27.41	27.41			N.A.
	Individuals -i. Individual shareholders holding nominal share capital up to Rs 1 lakh									0.00	0.00			N.A.
I		436	674000				0			6.74	6.74			N.A.
II	ii. Individual shareholders holding nominal share capital in excess of Rs. 1 lakh.	26	1123500				560000			11.23	11.23			N.A.



(c)	Qualified Foreign Investor													
(d)	Any Other (specify)													
(d-i)			0	0	0	0	0	0	0	0	0	0	0	N.A.
(d-ii)			0	0	0	0	0	0	0	0	0	0	0	N.A.
			0	0	0	0	0	0	0	0	0	0	0	N.A.
	Sub-Total (B)(2)	484	4538400	565000	45.38	45.38	100.00	100.00	45.38	45.38	100.00	100.00	45.38	N.A.
(B)	Total Public Shareholding (B)= (B)(1)+(B)(2)	484	4538400	565000	45.38	45.38	100.00	100.00	45.38	45.38	100.00	100.00	45.38	N.A.
	TOTAL (A)+(B)	504	10000300	1741450	100.00	100.00	100.00	100.00	100.00	100.00	100.00	100.00	100.00	N.A.
(C)	Shares held by Custodians and against which Depository Receipts have been issued													
1	Promoter and Promoter Group	0	0	0	0	0	0	0	0	0	0	0	0	N.A.
2	Public	0	0	0	0	0	0	0	0	0	0	0	0	N.A.
	Sub-Total (C)	0	0	0	0	0	0	0	0	0	0	0	0	N.A.
	GRAND TOTAL (A)+(B)+(C)	504	10000300	1741450	100.00	100.00	100.00	100.00	100.00	100.00	100.00	100.00	100.00	N.A.



Name of the Company : MY MONEY SECURITIES LIMITED

(D)(b) Statement showing holding of securities (including shares, warrants, convertible securities) of persons belonging to the category "Promoter and Promoter Group" AS ON 30/06/2012

Sr. No.	Name of the shareholder	Details of Shares held		Encumbered shares (*)		Details of warrants		Details of convertible securities		Total shares (including underlying shares assuming full conversion of warrants and convertible securities) as a % of diluted share capital	
		Number of shares held	As a % of grand total (A)+(B)+(C)	No.	As a percentage (VI)=(V)/(III)*100	As a % of grand total (A)+(B)+(C) of sub-clause (I)(a)	Number of warrants held	As a % total number of warrants of the same class	Number of convertible securities held		As a % total number of convertible securities of the same class
1	Camco Commodities (P) Ltd.	194100	1.94	0	0.00	0.00	0	0	0	0	194100
2	Rajni Seth	181900	1.82	0	0.00	0.00	0	0	0	0	181900
3	Vikas Seth	346850	3.47	0	0.00	0.00	0	0	0	0	346850
4	Sanjai Seth	453600	4.54	0	0.00	0.00	0	0	0	0	453600
5	Govind Narain	35000	0.35	0	0.00	0.00	0	0	0	0	35000
6	Om Prakash Mehra	70000	0.70	0	0.00	0.00	0	0	0	0	70000
7	Radha Raman Mehra	70000	0.70	0	0.00	0.00	0	0	0	0	70000
8	Govind Narain Seth	2050	0.02	0	0.00	0.00	0	0	0	0	2050
9	Rajiv Mehra	10000	0.10	0	0.00	0.00	0	0	0	0	10000
10	Sangeeta Mehra	5000	0.05	0	0.00	0.00	0	0	0	0	5000
11	Sandeep Mehra	5000	0.05	0	0.00	0.00	0	0	0	0	5000
12	Radha Raman Mehra	50000	0.50	0	0.00	0.00	0	0	0	0	50000
13	G.N. Seth	100000	1.00	0	0.00	0.00	0	0	0	0	100000
14	Om Prakash Mehra	260000	2.60	0	0.00	0.00	0	0	0	0	260000




15	Bimlavati Mehra	125000	1.25	0	0.00	0	0.00	0	0	0	0	125000
16	Bimlavati Mehra	153400	1.53	0	0.00	0	0.00	0	0	0	0	153400
17	Sanjai Seth	200000	2.00	0	0.00	0	0.00	0	0	0	0	200000
18	Vikas Seth	200000	2.00	0	0.00	0	0.00	0	0	0	0	200000
19	My Money Technologies (P) Ltd.	2000000	20.00	0	0.00	0	0.00	0	0	0	0	2000000
20	Canco Commodities (P) Ltd.	1000000	10.00	0	0.00	0	0.00	0	0	0	0	1000000
TOTAL		5461900	54.62	0	0.00	0	0.00	0	0	0	0	5461900



Name of the Company : MY MONEY SECURITIES LIMITED


(D)(c)(i) Statement showing holding of securities (including shares, warrants, convertible securities) of persons belonging to the category "Public" and holding more than 1% of the total number of shares AS ON 30/06/2012

Sr. No.	Name of the shareholder	Number of shares held	Shares as a percentage of total number of shares {i.e., Grand Total (A)+(B)+(C) indicated in Statement at para (D)(a) above}	Details of warrants		Details of convertible securities		Total shares (including underlying shares assuming full conversion of warrants and convertible securities) as a % of diluted share capital
				Number of warrants held	As a % total number of warrants of the same class	Number of convertible securities held	% w.r.t total number of convertible securities of the same class	
1	IT&T Entertainment Services (P) Ltd.	500000	5.00	0	0	0	0	500000
2	Sunvision Metal & Alloys (P) Ltd.	500000	5.00	0	0	0	0	500000
3	Yukti Securities (P) Ltd.	500000	5.00	0	0	0	0	500000
4	Super Promoters (P) Ltd.	500000	5.00	0	0	0	0	500000
5	Mehak Infracon (P) Ltd.	500000	5.00	0	0	0	0	500000
	TOTAL	2500000	25.00	0	0	0	0	2500000



NAME OF THE COMPANY : MY MONEY SECURITIES LIMITED
(D)(c)(ii) Statement showing holding of securities (including shares, warrants, convertible securities) of persons (together with PAC) belonging to the category "Public" and holding more than 5% of the total number of shares of the company AS ON 30/06/2012


Sr. No.	Name(s) of the shareholder(s) and the Persons Acting in Concert (PAC) with them	Number of shares	Shares as a percentage of total number of shares {i.e., Grand Total (A)+(B)+(C) indicated in Statement at para (I)(a) above}	Details of warrants		Details of convertible securities		Total shares (including underlying shares assuming full conversion of warrants and convertible securities) as a % of diluted share capital
				Number of warrants	As a % total number of warrants of the same class	Number of convertible securities held	% w.r.t total number of convertible securities of the same class	
1	Not Applicable	0	0.00	0	0	0	0	0
2	Not Applicable	0	0.00	0	0	0	0	0
3	Not Applicable	0	0.00	0	0	0	0	0
4	Not Applicable	0	0.00	0	0	0	0	0
5	Not Applicable	0	0.00	0	0	0	0	0
TOTAL				0	0.00	0	0	0



NAME OF THE COMPANY : MY MONEY SECURITIES LIMITED

(D)(d) Statement showing details of locked-in shares as on 30/06/2012

Sr. No.	Name of the shareholder	Number of locked-in shares	Locked-in shares as a percentage of total number of shares (i.e., Grand Total (A)+(B)+(C) indicated in Statement at para (D)(a) above)
1	SANJAI SETH	200000	2.00
2	VIKAS SETH	200000	2.00
3	CAMCO COMMODITIES (P) LTD.	1000000	10.00
4	MY MONEY TECHNOLOGIES (P) LTD.	2000000	20.00
TOTAL		3400000	34.00



NAME OF THE COMPANY : MY MONEY SECURITIES LIMITED
(II)(a) Statement showing details of Depository Receipts (DRs) As on 30/06/2012

Sr. No.	Type of outstanding DR (ADRs, GDRs, SDRs, etc.)	Number of outstanding DRs	Number of shares underlying outstanding DRs	Shares underlying outstanding DRs as a percentage of total number of shares {i.e., Grand Total (A)+(B)+(C) indicated in Statement at para (I)(a) above}
1	Not Applicable	NIL	NIL	0.00
2	Not Applicable	NIL	NIL	0.00
3	Not Applicable	NIL	NIL	0.00
4	Not Applicable	NIL	NIL	0.00
TOTAL		0	0	0.00



NAME OF THE COMPANY : MY MONEY SECURITIES LIMITED

(II)(b) Statement showing holding of Depository Receipts (DRs), where underlying shares held by "promoter/promoter group" are in excess of 1% of the total number of shares as on 30/06/2012

Sr. No.	Name of the DR Holder	Type of outstanding DR (ADRs, GDRs, SDRs, etc.)	Number of shares underlying outstanding DRs	Shares underlying outstanding DRs as a percentage of total number of shares (i.e., Grand Total (A)+(B)+(C) indicated in Statement at para (I)(a) above)
1	Not Applicable	NIL	NIL	0.00
2	Not Applicable	NIL	NIL	0.00
3	Not Applicable	NIL	NIL	0.00
4	Not Applicable	NIL	NIL	0.00
TOTAL			0	0.00

