

Name of Company : My Money Securities Ltd. Statement Showing Shareholding Pattern As on 30/09/2012

Table (I)(a)

| Category code | Category of Shareholder | Number of Shareholders | Total number of shares | Number of shares held in dematerialized form | Total shareholding as a percentage of total number of shares | | Shares Pledged or otherwise encumbered | As a percentage |
|---------------|--|------------------------|------------------------|--|--|----------------------------|--|------------------------|
| | | | | | As a percentage of (A+B) ¹ | As a percentage of (A+B+C) | | |
| (I) | (II) | (III) | (IV) | (V) | (VI) | (VII) | (VIII) | (IX) = (VIII)/(IV)*100 |
| (A) | Shareholding of Promoter and | | | | | | | |
| 1 | Indian | | | | | | | |
| (a) | Individuals/ Hindu Undivided Family | | | | | | | |
| (b) | Central Government/ State Government(s) | 17 | 2267800 | 982350 | 22.68 | 22.68 | 0 | 0.00 |
| (c) | Bodies Corporate | 3 | 3194100 | 194100 | 31.94 | 31.94 | 0 | 0.00 |
| (d) | Financial Institutions/ Banks | 0 | 0 | 0 | 0.00 | 0.00 | 0 | 0.00 |
| (e) | Any Others(Specify) | 0 | 0 | 0 | 0.00 | 0.00 | 0 | 0.00 |
| (e-i) | | 0 | 0 | 0 | 0.00 | 0.00 | 0 | 0.00 |
| (e-ii) | | 0 | 0 | 0 | 0.00 | 0.00 | 0 | 0.00 |
| | | | | | | | | |
| | | | | | | | | |
| | Sub Total(A)(1) | 20 | 5461900 | 1176450 | 54.62 | 54.62 | 0 | 0.00 |
| 2 | Foreign | | | | | | | |
| a | Individuals (Non-Residents Individuals/ Foreign Individuals) | 0 | 0 | 0 | 0.00 | 0.00 | 0 | 0.00 |
| b | Bodies Corporate | 0 | 0 | 0 | 0.00 | 0.00 | 0 | 0.00 |
| c | Institutions | 0 | 0 | 0 | 0.00 | 0.00 | 0 | 0.00 |

FOR MY MONEY SECURITIES LTD.


DIRECTOR

| | | | | | | | | | |
|--------|---|-----|---------|---------|-------|-------|------|------|------|
| d | Qualified Foreign Investor | 0 | 0 | 0 | 0 | 0.00 | 0.00 | 0 | 0.00 |
| e | Any Others(Specify) | 0 | 0 | 0 | 0 | 0.00 | 0.00 | 0 | 0.00 |
| e-i | | 0 | 0 | 0 | 0 | 0.00 | 0.00 | 0 | 0.00 |
| e-ii | | 0 | 0 | 0 | 0 | 0.00 | 0.00 | 0 | 0.00 |
| | Sub Total(A)(2) | 0 | 0 | 0 | 0 | 0.00 | 0.00 | 0 | 0.00 |
| | Total Shareholding of Promoter and | 20 | 5461900 | 1176450 | 54.62 | 54.62 | 0 | 0.00 | |
| (B) | Public shareholding | | | | | | | | |
| 1 | Institutions | | | | | | | | |
| (a) | Mutual Funds/ UTI | 0 | 0 | 0 | 0.00 | 0.00 | N.A. | N.A. | |
| (b) | Financial Institutions / Banks | 0 | 0 | 0 | 0.00 | 0.00 | N.A. | N.A. | |
| (c) | Central Government/ State Government(s) | 0 | 0 | 0 | 0.00 | 0.00 | N.A. | N.A. | |
| (d) | Venture Capital Funds | 0 | 0 | 0 | 0.00 | 0.00 | N.A. | N.A. | |
| (e) | Insurance Companies | 0 | 0 | 0 | 0.00 | 0.00 | N.A. | N.A. | |
| (f) | Foreign Institutional Investors | 0 | 0 | 0 | 0.00 | 0.00 | N.A. | N.A. | |
| (g) | Foreign Venture Capital Investors | 0 | 0 | 0 | 0.00 | 0.00 | N.A. | N.A. | |
| (h) | Qualified Foreign Investor | 0 | 0 | 0 | 0.00 | 0.00 | N.A. | N.A. | |
| (i) | Any Other (specify) | 0 | 0 | 0 | 0.00 | 0.00 | N.A. | N.A. | |
| (i-ii) | | 0 | 0 | 0 | 0.00 | 0.00 | N.A. | N.A. | |
| | Sub-Total (B)(1) | 0 | 0 | 0 | 0.00 | 0.00 | N.A. | N.A. | |
| B2 | Non-institutions | | | | | | | | |
| (a) | Bodies Corporate | 22 | 2740900 | 5000 | 27.41 | 27.41 | N.A. | N.A. | |
| (b) | Individuals | | | | 0.00 | 0.00 | N.A. | N.A. | |
| | Individuals -i. Individual shareholders holding nominal share capital up to Rs 1 lakh | 436 | 674000 | 0 | 6.74 | 6.74 | N.A. | N.A. | |
| II | ii. Individual shareholders holding nominal share capital in excess of Rs. 1 lakh. | 26 | 1123500 | 560000 | 11.23 | 11.23 | N.A. | N.A. | |

For M/s. [Name]

DIRECTOR

| | | | | | | | | | |
|--------|--|-----|----------|---------|--------|--------|--------|------|------|
| (c) | Qualified Foreign Investor | 0 | 0 | 0 | 0 | 0.00 | 0.00 | N.A. | N.A. |
| (d) | Any Other (specify) | 0 | 0 | 0 | 0 | 0.00 | 0.00 | N.A. | N.A. |
| (d-i) | | 0 | 0 | 0 | 0 | 0.00 | 0.00 | N.A. | N.A. |
| (d-ii) | | 0 | 0 | 0 | 0 | 0.00 | 0.00 | N.A. | N.A. |
| | Sub-Total (B)(2) | 484 | 4538400 | 565000 | 45.38 | 45.38 | 45.38 | N.A. | N.A. |
| (B) | Total Public Shareholding (B)= (B)(1)+(B)(2) | 484 | 4538400 | 565000 | 45.38 | 45.38 | 45.38 | N.A. | N.A. |
| | TOTAL (A)+(B) | 504 | 10000300 | 1741450 | 100.00 | 100.00 | 100.00 | N.A. | N.A. |
| (C) | Shares held by Custodians and against which Depository Receipts have been issued | | | | | | | | |
| 1 | Promoter and Promoter Group | 0 | 0 | 0 | 0 | 0.00 | 0.00 | N.A. | N.A. |
| 2 | Public | 0 | 0 | 0 | 0 | 0.00 | 0.00 | N.A. | N.A. |
| | Sub-Total (C) | 0 | 0 | 0 | 0 | 0 | 0 | N.A. | N.A. |
| | GRAND TOTAL (A)+(B)+(C) | 504 | 10000300 | 1741450 | 100.00 | 100.00 | 100.00 | N.A. | N.A. |

FOR MY HONORARY USE

 DIRECTOR

Name of the Company : MY MONEY SECURITIES LIMITED

(1)(b) Statement showing holding of securities (including shares, warrants, convertible securities) of persons belonging to the category "Promoter and Promoter Group" AS ON 30/09/2012

| Sr. No. | Name of the shareholder | Details of Shares held | | | Encumbered shares (*) | | Details of warrants | | | Details of convertible securities | | Total shares (including underlying shares assuming full conversion of warrants and convertible securities) as a % of diluted share capital |
|---------|----------------------------|------------------------|-----------------------------------|-----|-----------------------------------|--|-------------------------|--|---------------------------------------|--|--------|--|
| | | Number of shares held | As a % of grand total (A)+(B)+(C) | No. | As a percentage (V)=(V)/(III)*100 | As a % of grand total (A)+(B)+(C) of sub-clause (I)(a) | Number of warrants held | As a % of total number of warrants of the same class | Number of convertible securities held | As a % of total number of convertible securities of the same class | | |
| (i) | (ii) | (iii) | (iv) | (v) | (vi)=(v)/(iii)*100 | (vii) | (viii) | (ix) | (x) | (xi) | (xii) | |
| 1 | Camco Commodities (P) Ltd. | 194100 | 1.94 | 0 | 0.00 | 0.00 | 0 | 0 | 0 | 0 | 194100 | |
| 2 | Rajni Seth | 181900 | 1.82 | 0 | 0.00 | 0.00 | 0 | 0 | 0 | 0 | 181900 | |
| 3 | Vikas Seth | 346850 | 3.47 | 0 | 0.00 | 0.00 | 0 | 0 | 0 | 0 | 346850 | |
| 4 | Sanjai Seth | 453600 | 4.54 | 0 | 0.00 | 0.00 | 0 | 0 | 0 | 0 | 453600 | |
| 5 | Govind Narain | 35000 | 0.35 | 0 | 0.00 | 0.00 | 0 | 0 | 0 | 0 | 35000 | |
| 6 | Om Prakash Mehra | 70000 | 0.70 | 0 | 0.00 | 0.00 | 0 | 0 | 0 | 0 | 70000 | |
| 7 | Radha Raman Mehra | 70000 | 0.70 | 0 | 0.00 | 0.00 | 0 | 0 | 0 | 0 | 70000 | |
| 8 | Govind Narain Seth | 2050 | 0.02 | 0 | 0.00 | 0.00 | 0 | 0 | 0 | 0 | 2050 | |
| 9 | Rajiv Mehra | 10000 | 0.10 | 0 | 0.00 | 0.00 | 0 | 0 | 0 | 0 | 10000 | |
| 10 | Sangeeta Mehra | 5000 | 0.05 | 0 | 0.00 | 0.00 | 0 | 0 | 0 | 0 | 5000 | |
| 11 | Sandeep Mehra | 5000 | 0.05 | 0 | 0.00 | 0.00 | 0 | 0 | 0 | 0 | 5000 | |
| 12 | Radha Raman Mehra | 50000 | 0.50 | 0 | 0.00 | 0.00 | 0 | 0 | 0 | 0 | 50000 | |
| 13 | G.N. Seth | 100000 | 1.00 | 0 | 0.00 | 0.00 | 0 | 0 | 0 | 0 | 100000 | |
| 14 | Om Prakash Mehra | 260000 | 2.60 | 0 | 0.00 | 0.00 | 0 | 0 | 0 | 0 | 260000 | |

FOR MY MONEY SECURITIES LIMITED,

DIRECTOR

| | | | | | | | | | | | | | | | | | | | | |
|--------------|--------------------------------|----------------|--------------|----------|-------------|-------------|----------|----------|----------|----------|----------|----------|----------|----------|----------|----------|----------|----------|----------|----------------|
| 15 | Bimlavati Mehra | 125000 | 1.25 | 0 | 0.00 | 0.00 | 0 | 0 | 0 | 0 | 0 | 0 | 0 | 0 | 0 | 0 | 0 | 0 | 0 | 125000 |
| 16 | Bimlavati Mehra | 153400 | 1.53 | 0 | 0.00 | 0.00 | 0 | 0 | 0 | 0 | 0 | 0 | 0 | 0 | 0 | 0 | 0 | 0 | 0 | 153400 |
| 17 | Sanjai Seth | 200000 | 2.00 | 0 | 0.00 | 0.00 | 0 | 0 | 0 | 0 | 0 | 0 | 0 | 0 | 0 | 0 | 0 | 0 | 0 | 200000 |
| 18 | Vikas Seth | 200000 | 2.00 | 0 | 0.00 | 0.00 | 0 | 0 | 0 | 0 | 0 | 0 | 0 | 0 | 0 | 0 | 0 | 0 | 0 | 200000 |
| 19 | My Money Technologies (P) Ltd. | 2000000 | 20.00 | 0 | 0.00 | 0.00 | 0 | 0 | 0 | 0 | 0 | 0 | 0 | 0 | 0 | 0 | 0 | 0 | 0 | 2000000 |
| 20 | Camco Commodities (P) Ltd. | 1000000 | 10.00 | 0 | 0.00 | 0.00 | 0 | 0 | 0 | 0 | 0 | 0 | 0 | 0 | 0 | 0 | 0 | 0 | 0 | 1000000 |
| TOTAL | | 5461900 | 54.62 | 0 | 0.00 | 0.00 | 0 | 0 | 0 | 0 | 0 | 0 | 0 | 0 | 0 | 0 | 0 | 0 | 0 | 5461900 |


For M...

DIRECTOR

Name of the Company : MY MONEY SECURITIES LIMITED

(1)(c)(i) Statement showing holding of securities (including shares, warrants, convertible securities) of persons belonging to the category "Public" and holding more than 1% of the total number of shares AS ON 30/09/2012


| Sr. No. | Name of the shareholder | Number of shares held | Shares as a percentage of total number of shares i.e., Grand Total (A)+(B)+(C) indicated in Statement at para (1)(a) above} | Details of warrants | | Details of convertible securities | | Total shares (including underlying shares assuming full conversion of warrants and convertible securities) as a % of diluted share capital |
|---------|--------------------------------------|-----------------------|---|-------------------------|---|---------------------------------------|--|--|
| | | | | Number of warrants held | As a % total number of warrants of the same class | Number of convertible securities held | % w.r.t total number of convertible securities of the same class | |
| 1 | IT&T Entertainment Services (P) Ltd. | 500000 | 5.00 | 0 | 0 | 0 | 0 | 500000 |
| 2 | Sunvision Metal & Alloys (P) Ltd. | 500000 | 5.00 | 0 | 0 | 0 | 0 | 500000 |
| 3 | Yukti Securities (P) Ltd. | 500000 | 5.00 | 0 | 0 | 0 | 0 | 500000 |
| 4 | Super Promoters (P) Ltd. | 500000 | 5.00 | 0 | 0 | 0 | 0 | 500000 |
| 5 | Mehak Infracon (P) Ltd. | 500000 | 5.00 | 0 | 0 | 0 | 0 | 500000 |
| | TOTAL | 2500000 | 25.00 | 0 | 0 | 0 | 0 | 2500000 |

For MY MONEY SECURITIES LIMITED,

 DIRECTOR

NAME OF THE COMPANY : MY MONEY SECURITIES LIMITED


(D)(c)(ii) Statement showing holding of securities (including shares, warrants, convertible securities) of persons (together with PAC) belonging to the category "Public" and holding more than 5% of the total number of shares of the company AS ON 30/09/2012

| Sr. No. | Name(s) of the shareholder(s) and the Persons Acting in Concert (PAC) with them | Number of shares | Shares as a percentage of total number of shares {i.e., Grand Total (A)+(B)+(C) indicated in Statement at para (D)(a) above} | Details of warrants | | Details of convertible securities | | | Total shares (including underlying shares assuming full conversion of warrants and convertible securities) as a % of diluted share capital |
|--------------|---|------------------|---|---------------------|---|---------------------------------------|--|----------|--|
| | | | | Number of warrants | As a % total number of warrants of the same class | Number of convertible securities held | % w.r.t total number of convertible securities of the same class | | |
| 1 | Not Applicable | 0 | 0.00 | 0 | 0 | 0 | 0 | 0 | 0 |
| 2 | Not Applicable | 0 | 0.00 | 0 | 0 | 0 | 0 | 0 | 0 |
| 3 | Not Applicable | 0 | 0.00 | 0 | 0 | 0 | 0 | 0 | 0 |
| 4 | Not Applicable | 0 | 0.00 | 0 | 0 | 0 | 0 | 0 | 0 |
| 5 | Not Applicable | 0 | 0.00 | 0 | 0 | 0 | 0 | 0 | 0 |
| TOTAL | | 0 | 0.00 | 0 | 0 | 0 | 0 | 0 | 0 |

For My Money Securities Ltd.

 DIRECTOR

NAME OF THE COMPANY : MY MONEY SECURITIES LIMITED
(D)(d) Statement showing details of locked-in shares as on 30/09/2012

| Sr. No. | Name of the shareholder | Number of locked-in shares | Locked-in shares as a percentage of total number of shares {i.e., Grand Total (A)+(B)+(C) indicated in Statement at para (D)(a) above} |
|--------------|--------------------------------|----------------------------|--|
| 1 | SANJAI SETH | 200000 | 2.00 |
| 2 | VIKAS SETH | 200000 | 2.00 |
| 3 | CAMCO COMMODITIES (P) LTD. | 1000000 | 10.00 |
| 4 | MY MONEY TECHNOLOGIES (P) LTD. | 2000000 | 20.00 |
| TOTAL | | 3400000 | 34.00 |



 DIRECTOR

NAME OF THE COMPANY : MY MONEY SECURITIES LIMITED

(ID)(a) Statement showing details of Depository Receipts (DRs) As on 30/09/2012

| Sr. No. | Type of outstanding DR (ADRs, GDRs, SDRs, etc.) | Number of outstanding DRs | Number of shares underlying outstanding DRs | Shares underlying outstanding DRs as a percentage of total number of shares {i.e., Grand Total (A)+(B)+(C) indicated in Statement at para (I)(a) above} |
|--------------|--|------------------------------|--|--|
| 1 | Not Applicable | NIL | NIL | 0.00 |
| 2 | Not Applicable | NIL | NIL | 0.00 |
| 3 | Not Applicable | NIL | NIL | 0.00 |
| 4 | Not Applicable | NIL | NIL | 0.00 |
| TOTAL | | 0 | 0 | 0.00 |


MY MONEY SECURITIES LIMITED

DIRECTOR

NAME OF THE COMPANY : MY MONEY SECURITIES LIMITED

(II)(b) Statement showing holding of Depository Receipts (DRs), where underlying shares held by "promoter/promoter group" are in excess of 1% of the total number of shares as on 30/09/2012

| Sr. No. | Name of the DR Holder | Type of outstanding DR (ADRs, GDRs, SDRs, etc.) | Number of shares underlying outstanding DRs | Shares underlying outstanding DRs as a percentage of total number of shares {i.e., Grand Total (A)+(B)+(C) indicated in Statement at para (I)(a) above} |
|--------------|-----------------------|---|---|---|
| 1 | Not Applicable | NIL | NIL | 0.00 |
| 2 | Not Applicable | NIL | NIL | 0.00 |
| 3 | Not Applicable | NIL | NIL | 0.00 |
| 4 | Not Applicable | NIL | NIL | 0.00 |
| TOTAL | | | 0 | 0.00 |

FOR ENTIRE USE OF THE COMPANY

 DIRECTOR